



Commercial & Residential Marketing News

M-205-2004

October 14, 2004

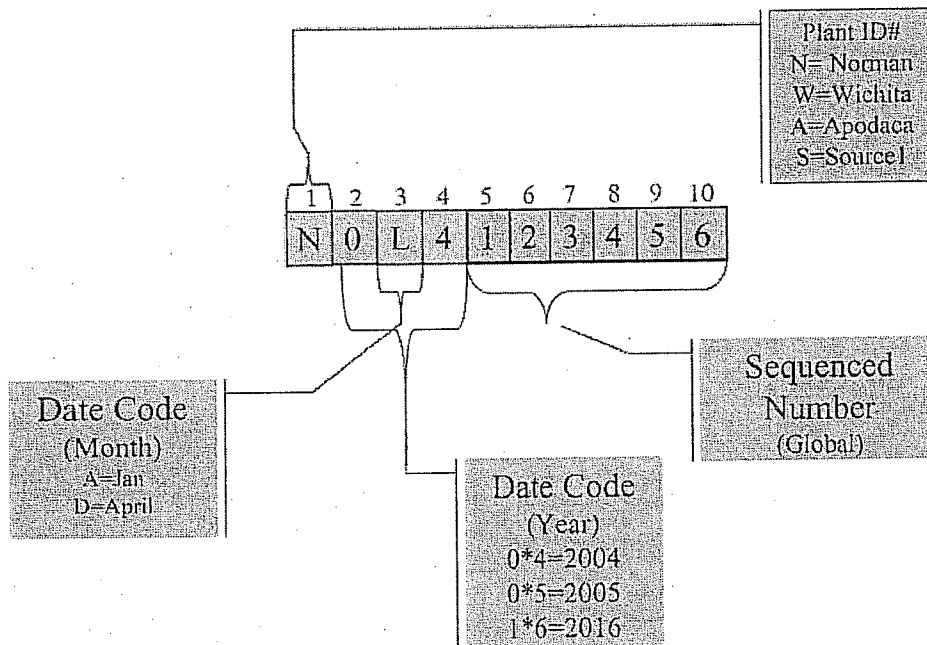
To: All Distributor Principals, Branch Managers, Distributor Sales Managers, Regional Vice Presidents, and Regional Sales Managers

Subject: UPG Serial Number Nomenclature

To support our new operating system, the serial number nomenclature has changed.

- Applies to all Commercial and Residential product built by UPG
- Effective 10/6/2004
- Product built after 10/6/2004 will have the new serial number nomenclature shown below

UPG Serial Number Nomenclature



Please feel free to contact us at 405-419-6541 or 405-419-6546 respectively, with questions.

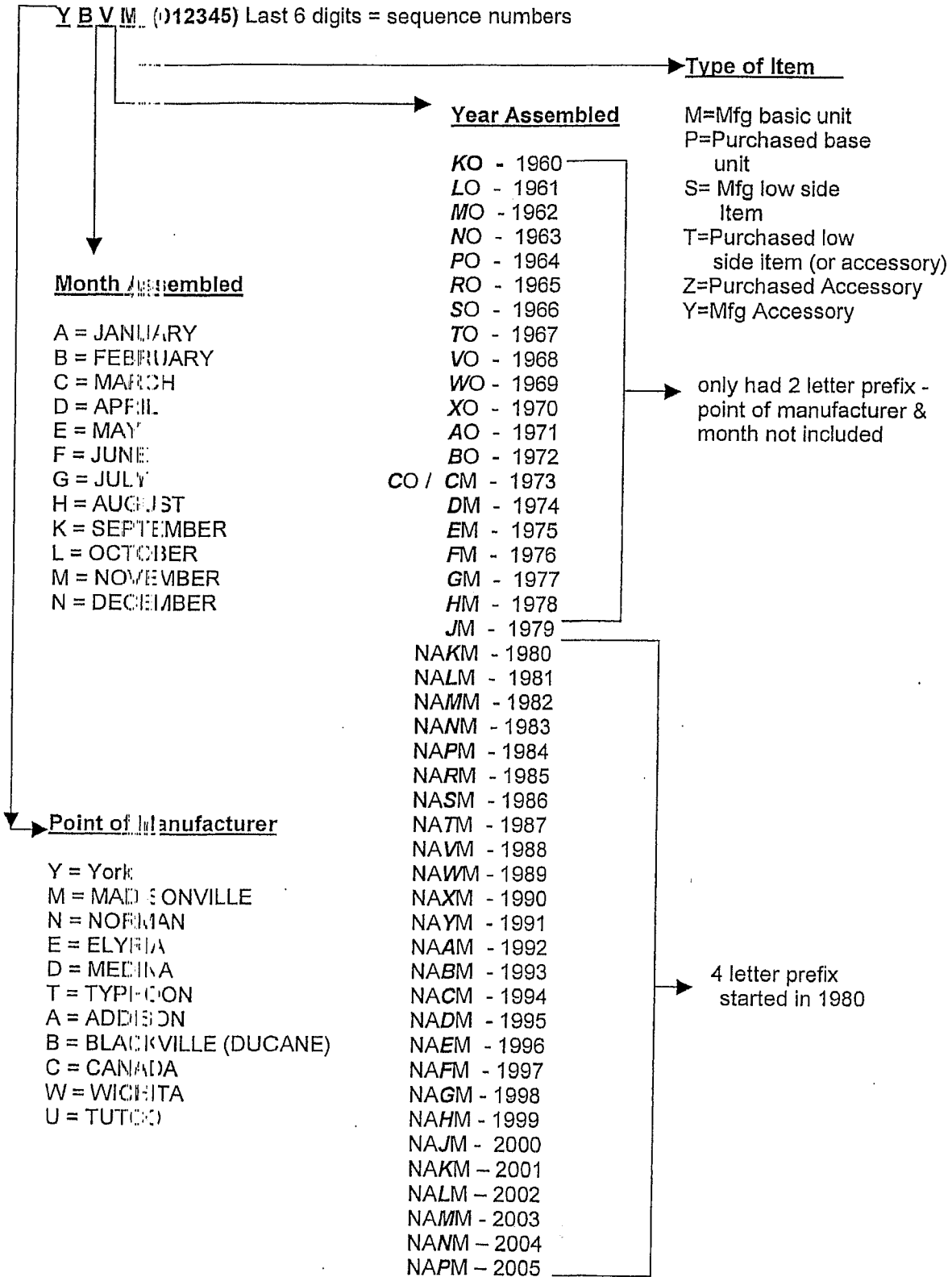
Regards and Good Selling,

Mickey Smith
Marketing Manager,
Residential Products

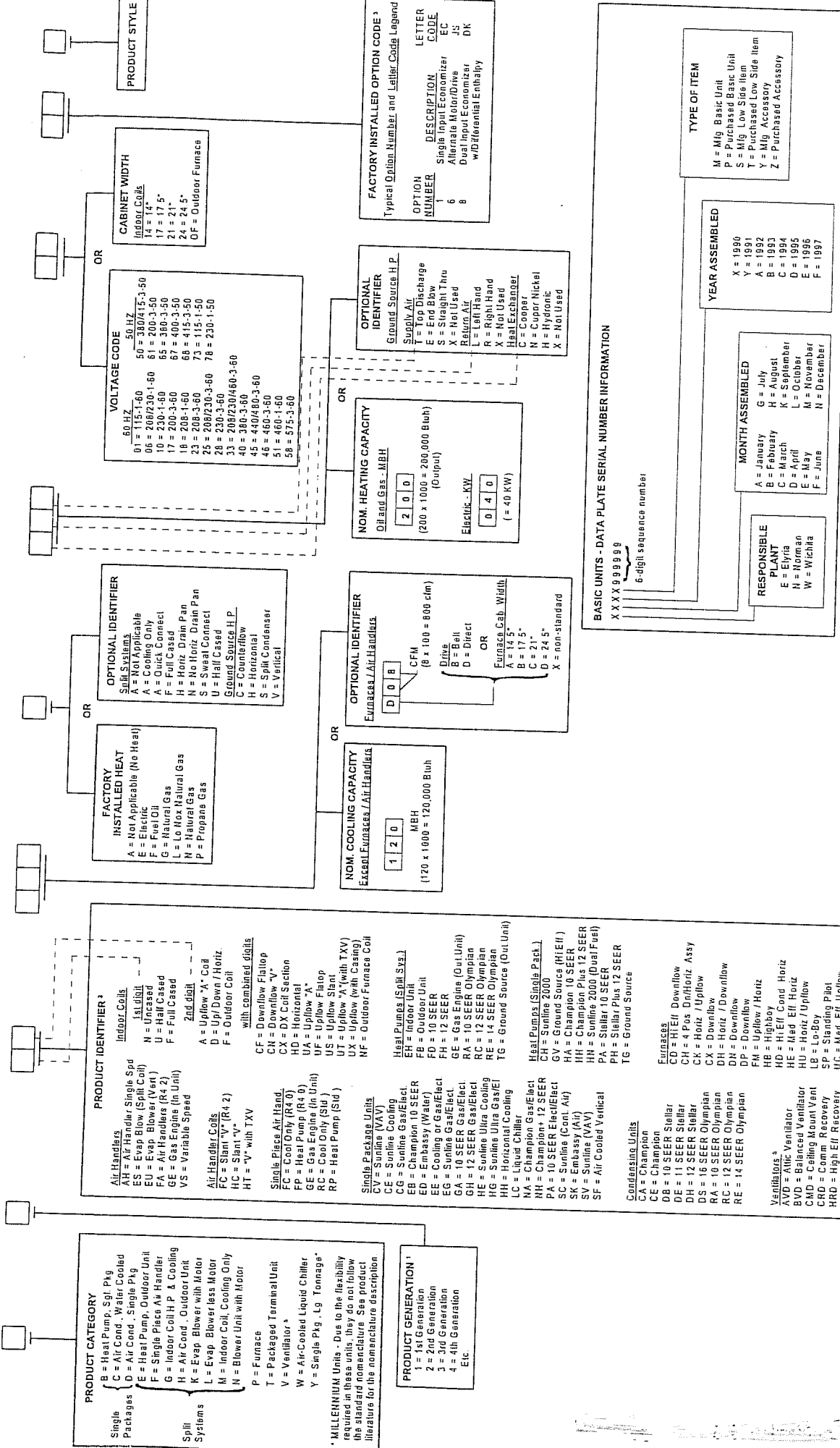
Regards and Good Selling,

Walt Jacobs
Marketing Manager,
Commercial Products

YORK SERIAL NUMBER INFORMATION
FROM 1960 TO 2005



YORK - EQUIPMENT NOMENCLATURE



NOTES

- 1 The Product Generation is upgraded when changes affect capacity, efficiency, air flow or accessory
- 2 The Product Identifier is used to distinguish product families. Refer to Product Price Page for specific data
- 3 The Option Code is used to identify the option number(s) required. Refer to Product Price Page for specific data
- 4 Style is upgraded to reflect component changes (not affecting capacity, efficiency, airflow or accessory)
- 5 Ventilator nomenclature does not follow the standard format. Refer to Product Price Page for specific data

PRODUCT CATEGORY

Single Packages
 B = Heat Pump, Sgl. Pkg
 C = Air Cond., Water Cooled
 D = Air Cond., Single Pkg
 E = Heat Pump, Outdoor Unit
 F = Single Place Air Handler
 G = Indoor Coil H.P. & Cooling
 H = Air Cond., Outdoor Unit
 K = Evap. Blower with Motor
 L = Evap. Blowerless Motor
 M = Indoor Coil, Cooling Only
 N = Blower Unit with Motor

Split Systems
 P = Furnace
 T = Packaged Terminal Unit
 V = Ventilator,*
 W = Air-Cooled Liquid Chiller
 Y = Single Pkg., Lg. Tonnage*

* MILLERUM Units - Due to the flexibility required in these units, they do not follow the standard nomenclature. See product literature for the nomenclature description.

PRODUCT IDENTIFIER 1

1 = 1st Generation
 2 = 2nd Generation
 3 = 3rd Generation
 4 = 4th Generation
 Etc.

FACTORY INSTALLED HEAT

A = Not Applicable (No Heat)
 E = Electric
 F = Fuel Oil
 G = Natural Gas
 L = Low Mod. Natural Gas
 N = Natural Gas
 P = Propane Gas

OPTIONAL IDENTIFIER

Split Systems
 A = Not Applicable
 C = Cooling Only
 F = Full Cased
 H = Horiz. Drain Pan
 N = No Horiz. Drain Pan
 S = Sweat Connect
 U = Half Cased

Ground Source H.P.
 C = Counterflow
 H = Horizontal
 S = Split Condenser
 V = Vertical

VOLTAGE CODE

50 HZ
 01 = 115V-60
 06 = 208/240-1-60
 10 = 230V-50
 17 = 208-3-60
 18 = 208-1-60
 23 = 208-3-50
 26 = 208/230-3-60
 30 = 230-3-50
 33 = 208/230/460-3-60
 45 = 300-3-60
 46 = 440/460-3-60
 51 = 460-3-60
 57 = 460-1-60
 58 = 575-3-60

CABINET WIDTH

Indoor Coils
 14 = 14"
 17 = 17"
 21 = 21"
 24 = 24.5"
 24 = 24.5"
 OF = Outdoor Furnace

OPTIONAL IDENTIFIER

Ground Source H.P.
 T = Top Discharge
 E = End Blow
 S = Straight Thru
 X = Not Used
 Return Air
 L = Left Hand
 R = Right Hand
 X = Not Used
 Heat Exchanger
 C = Copper
 N = Cupro Nickel
 H = Hydronic
 X = Not Used

OPTIONAL IDENTIFIER

Furnace/Lath/Handiles
 D = Direct
 B = Ball
 O = Orifice
 OR
 Furnace Cab. Width
 A = 14.5"
 B = 17.5"
 C = 21"
 D = 24.5"
 X = Non-standard

OPTIONAL IDENTIFIER

Supply Air
 T = Top Discharge
 E = End Blow
 S = Straight Thru
 X = Not Used
 Return Air
 L = Left Hand
 R = Right Hand
 X = Not Used
 Heat Exchanger
 C = Copper
 N = Cupro Nickel
 H = Hydronic
 X = Not Used

FACTORY INSTALLED OPTION CODE

Typical Option Number and Letter Code Legend

OPTION NUMBER	DESCRIPTION	LETTER CODE
1	Single Input Economizer	EC
6	Alternate Motor/Drive	JS
8	Dual Input Economizer	DK
	W/ Differential Entahyler	DK

FACTORY INSTALLED HEAT

A = Not Applicable (No Heat)
 E = Electric
 F = Fuel Oil
 G = Natural Gas
 L = Low Mod. Natural Gas
 N = Natural Gas
 P = Propane Gas

OPTIONAL IDENTIFIER

Split Systems
 A = Not Applicable
 C = Cooling Only
 F = Full Cased
 H = Horiz. Drain Pan
 N = No Horiz. Drain Pan
 S = Sweat Connect
 U = Half Cased

Ground Source H.P.
 C = Counterflow
 H = Horizontal
 S = Split Condenser
 V = Vertical

VOLTAGE CODE

50 HZ
 01 = 115V-60
 06 = 208/240-1-60
 10 = 230V-50
 17 = 208-3-60
 18 = 208-1-60
 23 = 208-3-50
 26 = 208/230-3-60
 30 = 230-3-50
 33 = 208/230/460-3-60
 45 = 300-3-60
 46 = 440/460-3-60
 51 = 460-3-60
 57 = 460-1-60
 58 = 575-3-60

CABINET WIDTH

Indoor Coils
 14 = 14"
 17 = 17"
 21 = 21"
 24 = 24.5"
 24 = 24.5"
 OF = Outdoor Furnace

OPTIONAL IDENTIFIER

Ground Source H.P.
 T = Top Discharge
 E = End Blow
 S = Straight Thru
 X = Not Used
 Return Air
 L = Left Hand
 R = Right Hand
 X = Not Used
 Heat Exchanger
 C = Copper
 N = Cupro Nickel
 H = Hydronic
 X = Not Used

OPTIONAL IDENTIFIER

Supply Air
 T = Top Discharge
 E = End Blow
 S = Straight Thru
 X = Not Used
 Return Air
 L = Left Hand
 R = Right Hand
 X = Not Used
 Heat Exchanger
 C = Copper
 N = Cupro Nickel
 H = Hydronic
 X = Not Used

FACTORY INSTALLED OPTION CODE

Typical Option Number and Letter Code Legend

OPTION NUMBER	DESCRIPTION	LETTER CODE
1	Single Input Economizer	EC
6	Alternate Motor/Drive	JS
8	Dual Input Economizer	DK
	W/ Differential Entahyler	DK

YEAR ASSEMBLED

X = 1990
 Y = 1991
 A = 1992
 B = 1993
 C = 1994
 D = 1995
 E = 1996
 F = 1997

MONTH ASSEMBLED

A = January
 B = February
 C = March
 D = April
 E = May
 F = June
 G = July
 H = August
 K = September
 L = October
 M = November
 N = December

RESPONSIBLE PLANT

E = Elvira
 N = Norman
 W = Wichita

TYPE OF ITEM

M = Mfg. Basic Unit
 P = Purchased Basic Unit
 S = Mfg. Low Side Item
 Y = Mfg. Accessory
 Z = Purchased Accessory

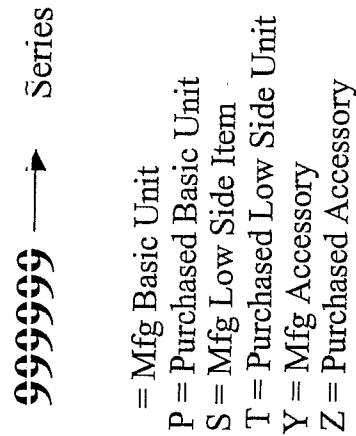
BASIC UNITS - DATA PLATE SERIAL NUMBER INFORMATION

XXXX999999
 6-digit sequence number

Source 1 Serial Number System

York, Luxaire and Fraser Johnston

Coleman

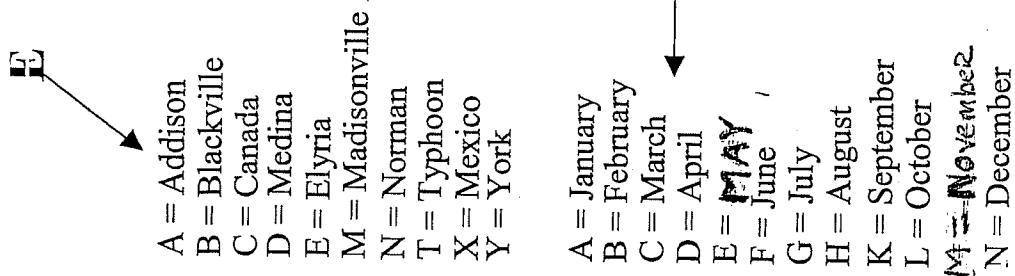


- A = Addison
 - B = Blackville
 - C = Canada
 - D = Medina
 - E = Elyria
 - M = Madisonville
 - N = Norman
 - T = Typhoon
 - X = Mexico
 - Y = York
- = Mfg Basic Unit
P = Purchased Basic Unit
S = Mfg Low Side Item
T = Purchased Low Side Unit
Y = Mfg Accessory
Z = Purchased Accessory

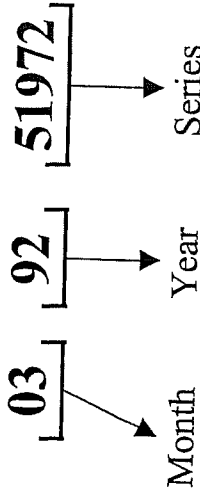
- F = 1976
- G = 1977
- H = 1978
- J = 1979
- K = 1980
- L = 1981
- M = 1982
- N = 1983
- P = 1984
- R = 1985
- S = 1986
- T = 1987
- V = 1988
- W = 1989
- X = 1990
- Y = 1991
- A = 1992
- B = 1993
- C = 1994
- D = 1995
- E = 1996
- F = 1997
- G = 1998
- H = 1999
- J = 2000

- K = 2001
- L = 2002
- M = 2003
- N = 2004
- P = 2005
- R = 2006
- S = 2007
- T = 2008
- V = 2009
- W = 2010
- X = 2011
- Y = 2012

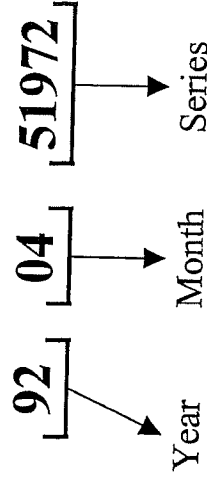
NOTE: Serial numbers prior to 1980 were 2 alpha 6 numeric. In order to use the in AS400, on the serial number line press the space bar 2 ties then enter the 8 character serial number. Fraser Johnston and Luxaire were purchased by York in 1980.



- A = Addison
 - B = Blackville
 - C = Canada
 - D = Medina
 - E = Elyria
 - M = Madisonville
 - N = Norman
 - T = Typhoon
 - X = Mexico
 - Y = York
- A = January
B = February
C = March
D = April
E = **MAY**
F = June
G = July
H = August
K = September
L = October
M = ~~November~~
N = December



For serial numbers prior to April 1992



For serial numbers beginning April 1992